

compressors



clean and quiet

air

JUN-AIR®

company profile

Since the introduction of the first compressor in 1958, JUN-AIR has become a leading brand of quiet compressors.

Continuous development of our products and production facilities has enabled JUN-AIR to maintain an enviable reputation for quality and reliability. This is one of the reasons why JUN-AIR has more than 500,000 satisfied customers around the world.

JUN-AIR products are sold in more than 70 countries through subsidiary companies and distributors.

Our quiet compressors are designed for a countless number of applications and can be found in laboratories, dental clinics, medical, graphic and industrial applications worldwide.

In recent years, we have also expanded our facilities to become a supplier of customized compressors, developing JUN-AIR products to meet our customers' individual requirements.

Please visit www.jun-air.com for more information on JUN-AIR products and our worldwide distributor network.



please visit www.jun-air.com

quiet and reliable	4
clean air is essential for living beings and for half a million JUN-AIR users	
clean air	6
oil-less JUN-AIR compressors supply 100% clean, compressed air	
clean air - motor features	8
features of the different motor types within the oil-less range	
dry air	10
dryers are available if 100% clean and dry air is required	
dry air - features	12
features of the adsorption dryers	
clean air in cabinets	14
compressors built-in a metal cabinet reduce the noise level	
oil-less range	16
technical information and performance curves of the oil-less models	
quiet air	22
quiet lubricated compressors supplying air at a very low noise level	
quiet air - motor features	23
features of the motors within the oil-lubricated range	
lubricated range	24
technical information and performance of the oil-lubricated models	
accessories and service kits	26
a large number of accessories are available to provide the optimum solution	
custom-built compressors	28
custom-built compressors are made in cooperation with the customer	
global advantages	30
a network of distributors handling worldwide sales, service and support	

quiet and reliable



Clean air is essential for all living beings including our half a million satisfied JUN-AIR customers worldwide.

As a responsible company, we are concerned about the world environment and strive to produce a range of products offering environmental benefits. Throughout the years, we have introduced a number of improvements, resulting in the most energy efficient compressors on the market. These initiatives will indirectly help to reduce greenhouse gas emissions through reduced energy consumption.

Performance and design will always play a key role in the further development of JUN-AIR compressors. At the same time, concern for the environment, low energy consumption, minimum maintenance and user-friendly operation are given high priority.



JUN-AIR introduced the first compressor more than 50 years ago and started the development of the technology and design, which has made it possible to use compressed air for an increasing number of applications. Our products are used in applications including dental clinics, laboratories, for food and beverages, graphics, door opening devices, medical and health equipment - just to mention a few.

JUN-AIR invests in the latest technology. Our compressors have a compact and elegant design, reflecting quality and they are, therefore, highly suitable for installation at the place of use.

**JUN-AIR supplies clean
and quiet air – a complete
compressed air solution.**



Model OF1201-40B



Model OF302-25B



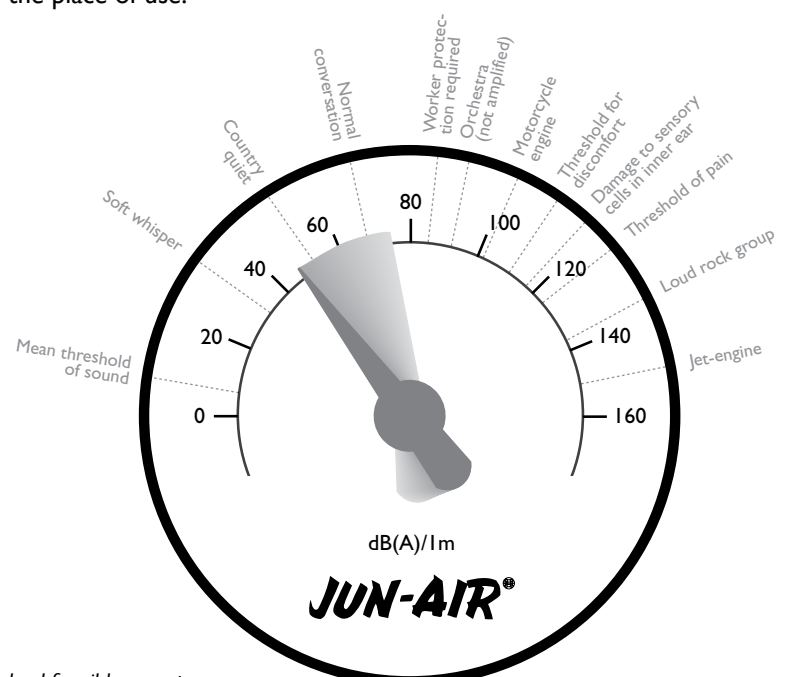
Model 2xOF1202-90BQ6

Sophisticated use of clean and dry compressed air in laboratories, as well as in dental and medical environments, results in an increasing demand for high quality oil-less air compressors. JUN-AIR's extensive range complies with the company's traditional values - low noise level, reliability and long lifetime. Easy maintenance, a unique cooling system and wear-resisting piston rings ensure, even under extreme conditions, 100% continuous operation and a minimum lifetime of 8,000 hours.

Flexibility is one of the key features of the oil-less series. The ranges are available as separate compressor units or as complete solutions. The compact OF300 motor may be placed in any plane and the adjustable footprints allow retrofitting of existing installations. Adjustable feet, multiple outlet ports and mounting positions, make the OF series the perfect choice for integrated, customized solutions.

All receivers for oil-less compressors are internally powder-coated in order to avoid corrosion, ensuring high air quality throughout the lifetime of the receiver. Having the lowest noise and vibration level in the market, JUN-AIR compressors are suitable for installation directly at or near the place of use.

The optimum solution is the M series where a metal cabinet reduces the noise level by approx. 75%.



Noise level for oil-less compressors



Model i40-4B

High pressure

Special versions of the OF series are available for applications that require more than 8 bar / 120 psi, (maximum pressure of the standard range).

OF302 is available in a special 10 bar / 145 psi version.

OF322 is a two-stage compressor, offering a maximum pressure of 12 bar / 175 psi.

Dual frequency

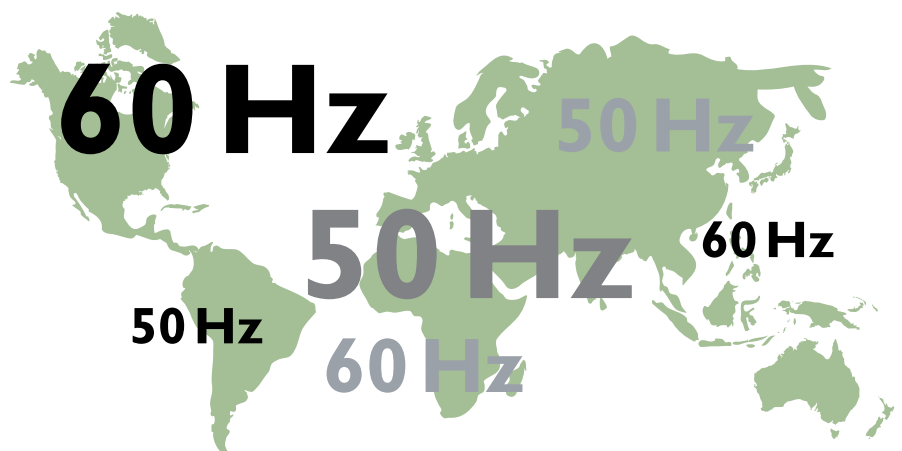
JUN-AIR makes life easier for customers who build the OF compressors into equipment being exported globally. The main part of the product programme is now delivered in 50 Hz as well as 60 Hz, increasing the flexibility for customers and users of JUN-AIR products all over the world.

High flow

For applications requiring a higher flow than available with standard compressors, OF311 and OF312 deliver 10-12% more than OF301 and OF302. The maximum pressure of these high flow units is 6 bar / 85 psi.



Model OF302-25BQ2



motor features

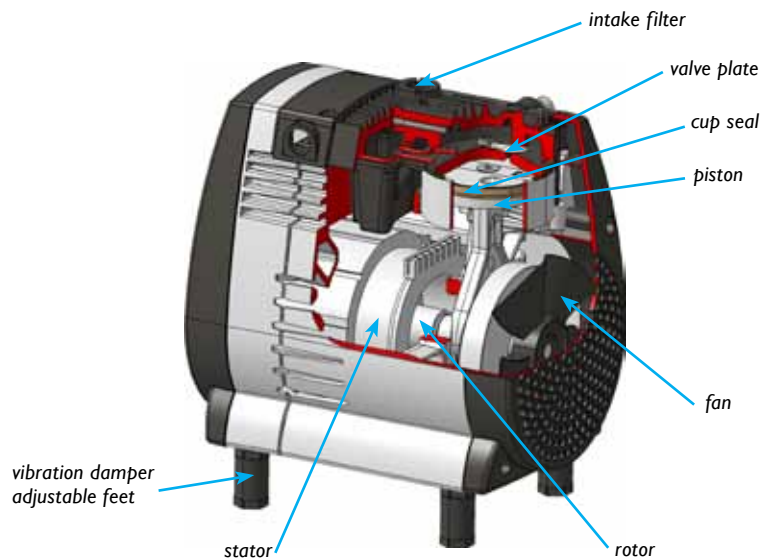
OF301, OF302, OF311 and OF312 motor

The displacement of OF301 and OF302 ranges from 54 to 138 l/min / 1.91 to 4.87 CFM, and the maximum pressure is 10 bar / 145 psi.

The displacement of OF311 and OF312 ranges from 67 to 168 l/min / 2.37 to 5.93 CFM, and the maximum pressure is 6 bar / 90 psi.

The unit includes numerous outlet ports (OF302), offering connection in various directions. At the same time, the adjustable footprints facilitate the replacement of the motor on existing units. Furthermore, the motor may be mounted horizontally by means of a special bracket. The OF300 compressor is the obvious choice for integrated solutions and OEM-applications.

Selected OF300 compressors are available in dual frequency versions.



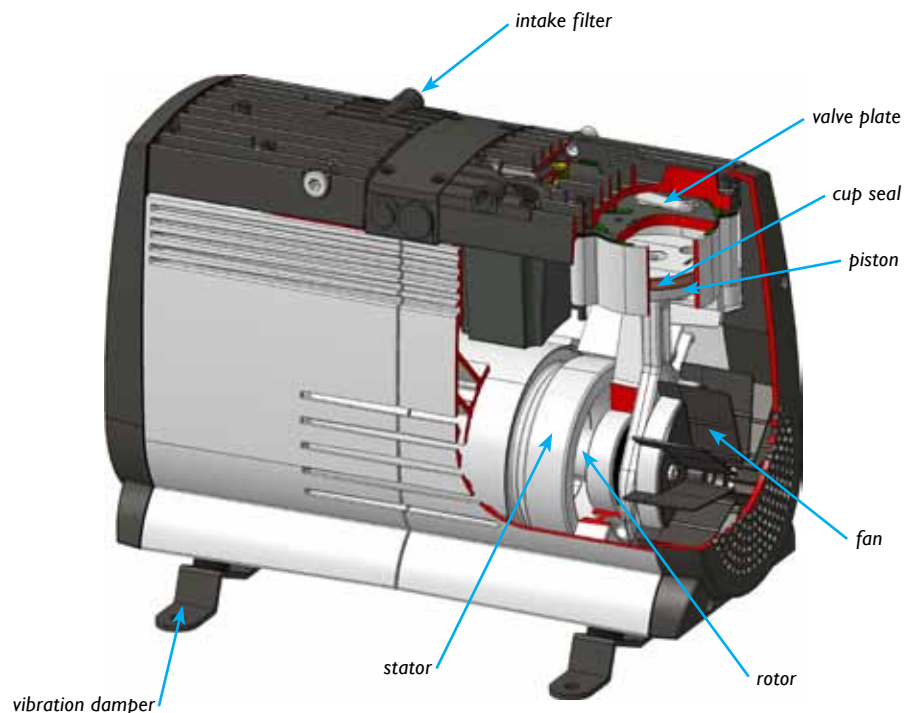
OF1201 and OF1202 motor

The displacement of OF1201 and OF1202 ranges from 146 to 328 l/min / 5.1 to 11.5 CFM, and the maximum pressure is 10 bar / 145 psi. This makes the OF1202 the most powerful unit in the JUN-AIR range.

The units include numerous outlet ports, offering connection in various directions. This makes it the obvious choice for integrated solutions and demanding OEM-applications.

All OF1200 compressors are available in dual frequency versions.

Special versions of the OF1200 units are available with a maximum pressure of 10 bar / 145 psi.



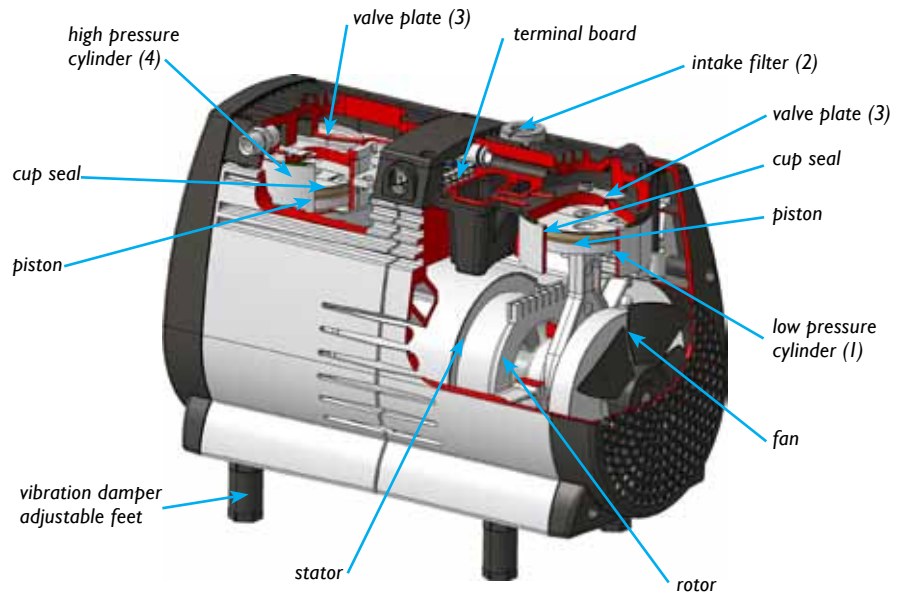
OF322 high pressure motor

For applications that require more than 10 bar / 145 psi, OF322 is the ideal choice. This is a two-stage oil-less compressor with a maximum pressure of 12 bar / 175 psi.

The displacement of OF322 is 67 l/min / 2.37 CFM (50Hz) and 84 l/min / 2.97 CFM (60Hz).

Working principle of OF322

When the piston inside the low pressure cylinder (1) moves downwards, ambient air is drawn into the cylinder through the intake filter (2) and the noise reduction chamber of the valve plate (3). As the piston moves upwards inside the low pressure cylinder, the air is compressed to 3 bar / 43 psi. During compression in the low pressure cylinder, the piston of the high pressure cylinder (4) moves downwards and draws compressed air from the low pressure cylinder through the connection pipe into the high pressure cylinder. As the piston of the high pressure cylinder moves upwards, the compressed air will be further compressed to a pressure of 12 bar / 175 psi before it is discharged from the compressor unit through the outlet (6).





Atmospheric air contains water vapour, which condenses to water droplets when the compressed air cools. Water in compressed air causes a major inconvenience to the user, as it may damage the equipment connected to the compressor. At the same time, moisture and heat from the compression of the air create favourable conditions for growth of microorganisms. If the compressed air is in direct contact with human beings, animals, food or medical equipment, hygiene problems may arise.

To ensure both clean and dry compressed air, JUN-AIR offers adsorption air dryers. They are – unlike many types of dryers in the market – designed for continuous operation.

The adsorption air dryer removes water vapour before accumulating the dry compressed air in the receiver – ensuring a constant and absolute pressure dew point of -40°C . Bacteria become inactive at a pressure dew point below -23°C and may subsequently be removed.

The risk of corrosion is eliminated at -30°C .

In addition, JUN-AIR offers a dryer/ filter combination which complies with international standards for classification of compressed air quality.



iQdryer




iQdryer



Model 2xOF302-40BQ2 mounted with a dryer

dry air – features





Q2 adsorption dryer mounted on compressor



Model OFI202-40BQ3 mounted with a dryer

After being cooled, the air enters the dryer through a shuttle valve and is directed into one of the desiccant columns. Each column contains a unique desiccant cartridge which incorporates inlet and outlet filtration.

Bulk liquids (water) and particles are removed by the filtration/separation stage which is located on the inlet to the cartridge. Water is retained in a “quiet zone” until the column is regenerated (when it will be vented to atmosphere as the column is depressurized).

Following the filtration stage, air passes through the desiccant bed where any remaining moisture is adsorbed by the desiccant beads.

After drying, the air passes through particle filter, which retains any remaining desiccant particles that may have been carried through the system (<1 µm ISO 8573.1 class 2 dust). Simultaneously, a small amount of dry air is counter-flowed down through the other cartridge and exhausted to atmosphere, removing the moisture and thus regenerating that desiccant column.

The dryer is controlled by a PLC which periodically switches the solenoid valves when the compressor is running, reversing the function of each column and therefore ensuring the continuous supply of clean and dry air.

clean air in cabinets



The oil-less JUN-AIR compressors are available in protective metal cabinets. The cabinets reduce the sound emission from the already quiet oil-less compressor to a level that is approximately one quarter of the level of basic compressors. The cabinets are designed individually for each model with an aesthetic look and with usability, hygiene as well as easy maintenance in mind. All cabinets of the M-range are equipped with rubber castors, enabling easy re-arrangement of installations and thus providing a high degree of flexibility.

The M cabinets are treated with a matt textured powder coating which is hard wearing and enables easy cleaning. The colour of the cabinets is RAL 9002, making the compressors blend naturally with the equipment found in most laboratory, medical and other environments.



Model 85R-4P



Removal of the top without use of tools



Easy access to the compressor by use of a coin etc.







The design ensures easy maintenance

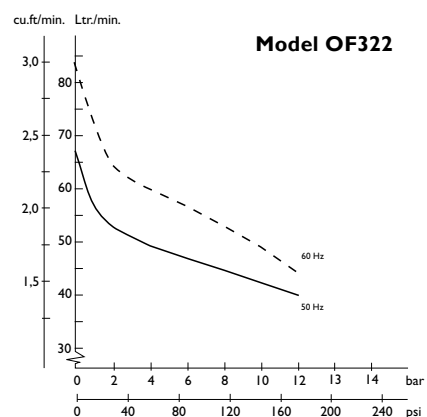
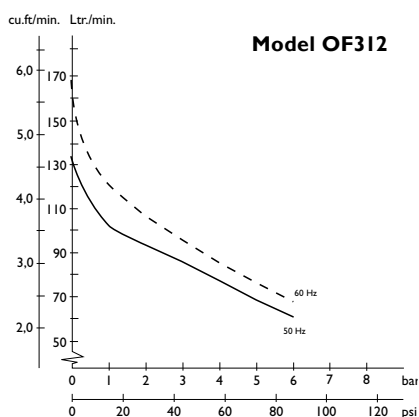
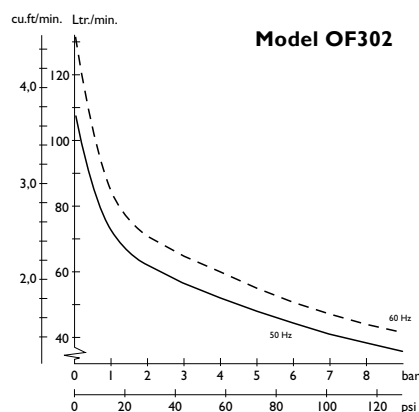
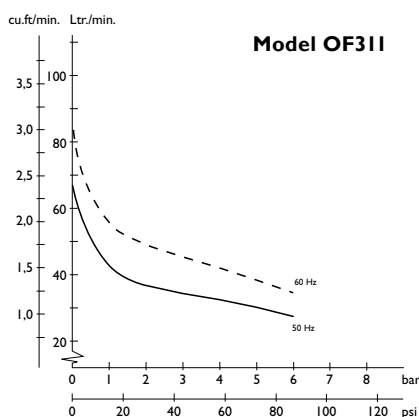
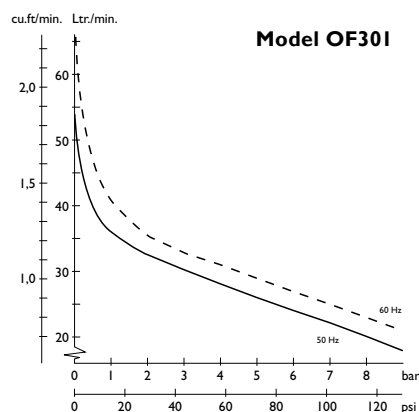


Model OFI202-40MQ3

oil-less range – OF30I series







Model		OF30I motor	OF31I motor	OF30I-4B	OF30I-4M
					
Voltage	V	230	230	230	230
Frequency	Hz	50	50	50	50
Motor	HP	0.33	0.33	0.33	0.33
	kW	0.24	0.24	0.24	0.24
Displacement	l/min	54	67	54	54
	CFM	1.91	2.37	1.91	1.91
FAD @ 8 bar	l/min	20	26 ⁶⁾	20	20
	CFM	0.71	0.92 ⁶⁾	0.71	0.71
Max. pressure	bar	8	6	8	8
	psi	120	90	120	120
Max. current	A	2.1	2.6	2.1	2.1
Tank size	litres	-	-	4	4
	gallon	-	-	1.1	1.1
Weight	kg	10	10	19	37
	lbs	22	22	42	82
Noise level	dB(A)/1m	65	70	65	47
Dimensions (l x w x h)	mm	230 x 140 x 240	230 x 140 x 240	390 x 310 x 350	661 x 452 x 420
	inch	9.0 x 5.5 x 9.5	9.0 x 5.5 x 9.5	15.5 x 12.5 x 13.5	26.0 x 17.75 x 16.5

⁶⁾ FAD @ 6 bar



Technical modifications reserved

oil-less range – OF302 series

Model		OF302 motor	OF312 motor	OF322 motor	OF302-4B	OF302-4M	OF302-4MQ2
							
Voltage	V	230	230	230	230	230	230
Frequency	Hz	50 ⁸⁾	50 ⁸⁾	50 ⁸⁾	50 ⁸⁾	50 ⁸⁾	50 ⁸⁾
Motor	HP	0.60	0.60	0.60	0.60	0.60	0.60
	kW	0.44	0.44	0.44	0.44	0.44	0.44
Displacement	l/min	108	134	67	108	108	-
	CFM	3.81	4.73	2.37	3.81	3.81	-
FAD @ 8 bar	l/min	38	58 ⁶⁾	40 ⁷⁾	38	38	30 ³⁾
	CFM	1.34	2.05 ⁶⁾	1.41 ⁷⁾	1.34	1.34	1.06 ³⁾
Max. pressure	bar	8 ⁴⁾	6	12	8 ⁴⁾	8 ⁴⁾	8 ⁴⁾
	psi	120 ⁴⁾	90	175	120 ⁴⁾	120 ⁴⁾	120 ⁴⁾
Max. current	A	4.12	3.4	3.8	4.1	4.1	4.1
Tank size	litres	-	-	-	4	4	4
	gallon	-	-	-	1.1	1.1	1.1
Weight	kg	13	13	13	22	45	52
	lbs	29	29	29	49	99	115
Noise level	dB(A)/1m	65	72	72	65	47	47
Dimensions (l x w x h)	mm	315 x 140 x 240	320 x 140 x 240	320 x 140 x 240	382 x 312 x 334	661 x 452 x 420	720 x 460 x 420
	inch	12.5 x 5.5 x 9.5	12.5 x 5.5 x 9.5	12.5 x 5.5 x 9.5	15 x 12.25 x 13.125	26.0 x 17.75 x 16.5	28.0 x 18.0 x 16.5






³⁾ Estimated value. Min. pressure required to operate dryer: 4 bar.

⁴⁾ Available for operation at a maximum pressure of 10 bar / 145 psi upon request. Please note that operation at a higher pressure will influence the lifetime.

⁶⁾ FAD @ 6 bar

⁷⁾ FAD @ 12 bar

⁸⁾ Operation at 50 and 60 Hz possible





Model		OF302-15B	OF302-25B	OF302-25BQ2	OF302-25M	OF302-25MQ2
						
Voltage	V	230	230	230	230	230
Frequency	Hz	50 ⁸⁾	50 ⁸⁾	50 ⁸⁾	50 ⁸⁾	50 ⁸⁾
Motor	HP	0.60	0.60	0.60	0.60	0.60
	kW	0.44	0.44	0.44	0.44	0.44
Displacement	l/min	108	108	-	108	-
	CFM	3.81	3.81	-	3.81	-
FAD @ 8 bar	l/min	38	38	30 ³⁾	38	30 ³⁾
	CFM	1.34	1.34	1.06 ³⁾	1.34	1.06 ³⁾
Max. pressure	bar	8 ⁴⁾	8 ⁴⁾	8 ⁴⁾	8 ⁴⁾	8 ⁴⁾
	psi	120 ⁴⁾	120 ⁴⁾	120 ⁴⁾	120 ⁴⁾	120 ⁴⁾
Max. current	A	4.1	4.1	4.1	4.1	4.1
Tank size	litres	15	25	25	25	25
	gallon	4.0	6.6	6.6	6.6	6.6
Weight	kg	25	28	41	78	83
	lbs	55	62	91	172	183
Noise level	dB(A)/1m	65	65	65	47	47
Dimensions (l x w x h)	mm	380 x 380 x 530	380 x 380 x 610	587 x 522 x 607	661 x 452 x 856	720 x 460 x 860
	inch	15.0 x 15.0 x 21.0	15.0 x 15.0 x 24.0	23.1 x 20.5 x 23.9	26 x 17.75 x 33.75	28.0 x 18.0 x 34.0

³⁾ Estimated value. Min. pressure required to operate dryer: 4 bar.

⁴⁾ Available for operation at a maximum pressure of 10 bar / 145 psi upon request. Please note that operation at a higher pressure will influence the lifetime.

⁸⁾ Operation at 50 and 60 Hz possible

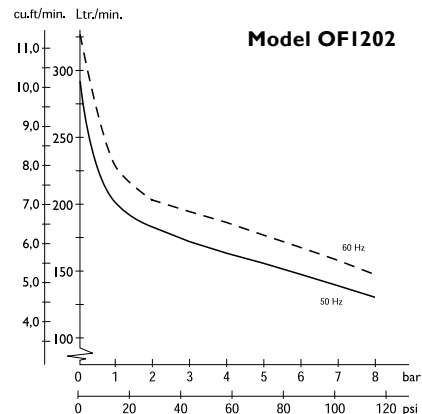
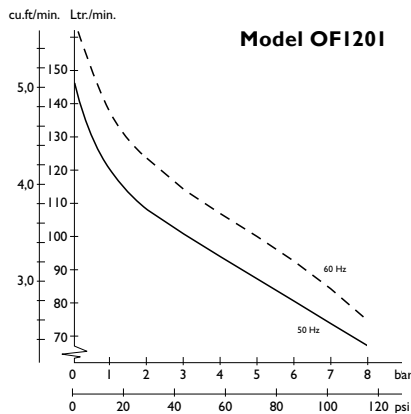
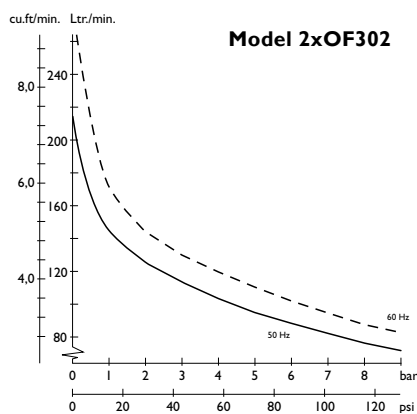
oil-less range – OF302 series

Model		2xOF302-40B	2xOF302-40BQ2	2xOF302-40M	2xOF302-40MQ2
					
Voltage	V	230	230	230	230
Frequency	Hz	50 ⁸⁾	50 ⁸⁾	50 ⁸⁾	50 ⁸⁾
Motor	HP	1.20	1.20	1.20	1.20
	kW	0.88	0.88	0.88	0.88
Displacement	l/min	216	-	216	-
	CFM	7.63	-	7.63	-
FAD @ 8 bar	l/min	76	61 ³⁾	76	61 ³⁾
	CFM	2.68	2.15 ³⁾	2.68	2.15 ³⁾
Max. pressure	bar	8 ⁴⁾	8 ⁴⁾	8 ⁴⁾	8 ⁴⁾
	psi	120 ⁴⁾	120 ⁴⁾	120 ⁴⁾	120 ⁴⁾
Max. current	A	8.2	8.2	8.2	8.2
Tank size	litres	40	40	40	40
	gallon	10.6	10.6	10.6	10.6
Weight	kg	46	59	107	112
	lbs	101	130	236	247
Noise level	dB(A)/1m	68	68	50	50
Dimensions (l x w x h)	mm	420 x 540 x 620	663 x 563 x 580	670 x 650 x 860	670 x 650 x 860
	inch	16.5 x 21.25 x 24.625	26.1 x 22.2 x 22.8	26.0 x 25.5 x 34.0	26.0 x 25.5 x 34.0






³⁾ Estimated value. Min. pressure required to operate dryer: 4 bar.

⁴⁾ Available for operation at a maximum pressure of 10 bar / 145 psi upon request. Please note that operation at a higher pressure will influence the lifetime.

⁸⁾ Operation at 50 and 60 Hz possible








oil-less range – OFI200 series

Model		OFI201 motor	OFI201-25HB	OFI201-40B	OFI201-25M	OFI201-25MQ2
						
Voltage	V	230	230	230	230	230
Frequency	Hz	50 ⁸⁾	50 ⁸⁾	50 ⁸⁾	50 ⁸⁾	50 ⁸⁾
Motor	HP	1.22	1.22	1.22	1.22	1.22
	kW	0.90	0.90	0.90	0.90	0.90
Displacement	l/min	146	146	146	146	-
	CFM	5.16	5.16	5.16	5.16	-
FAD @ 8 bar	l/min	65	65	65	65	52 ³⁾
	CFM	2.30	2.30	2.30	2.30	1.84 ³⁾
Max. pressure	bar	8 ⁴⁾	8 ⁴⁾	8 ⁴⁾	8 ⁴⁾	8 ⁴⁾
	psi	120 ⁴⁾	120 ⁴⁾	120 ⁴⁾	120 ⁴⁾	120 ⁴⁾
Max. current	A	6.2	6.2	6.2	6.2	6.2
Tank size	litres	-	25	40	25	25
	gallon	-	6.6	10.6	6.6	6.6
Weight	kg	23	43	49	88	98
	lbs	51	95	108	194	216
Noise level	dB(A)/1m	77	77	77	61	61
Dimensions (l x w x h)	mm	351 x 180 x 326	634 x 413 x 626	556 x 443 x 678	720 x 460 x 860	720 x 460 x 860
	inch	13.8 x 7.1 x 12.8	25.0 x 16.3 x 24.6	21.9 x 17.4 x 26.7	28.0 x 18.0 x 34.0	28.0 x 18.0 x 34.0

³⁾ Estimated value. Min. pressure required to operate dryer: 4 bar.

⁴⁾ Available for operation at a maximum pressure of 10 bar / 145 psi upon request. Please note that operation at a higher pressure will influence the lifetime.

⁸⁾ Operation at 50 and 60 Hz possible

Model		OFI202 motor	OFI202-40B	OFI202-40BQ3	OFI202-40M	OFI202-40MQ3
						
Voltage	V	230 3x400 ²⁾	230 3x400 ²⁾	230	230 3x400 ²⁾	230
Frequency	Hz	50 ⁸⁾ 50 ⁸⁾	50 ⁸⁾ 50 ⁸⁾	50 ⁸⁾	50 ⁸⁾ 50 ⁸⁾	50 ⁸⁾
Motor	HP	2.00 2.00	2.00 2.00	2.00	2.00 2.00	2.00
	kW	1.47 1.47	1.47 1.47	1.47	1.47 1.47	1.47
Displacement	l/min	290 290	290 290	-	290 290	-
	CFM	10.24 10.24	10.24 10.24	-	10.24 10.24	-
FAD @ 8 bar	l/min	130 130	130 130	104 ³⁾	130 130	104 ³⁾
	CFM	4.59 4.59	4.59 4.59	3.67 ³⁾	4.59 4.59	3.67 ³⁾
Max. pressure	bar	8 ⁴⁾ 8 ⁴⁾	8 ⁴⁾ 8 ⁴⁾	8 ⁴⁾	8 ⁴⁾ 8 ⁴⁾	8 ⁴⁾
	psi	120 ⁴⁾ 120 ⁴⁾	120 ⁴⁾ 120 ⁴⁾	120 ⁴⁾	120 ⁴⁾ 120 ⁴⁾	120 ⁴⁾
Max. current	A	8.0 5.0	8.0 5.0	8.0	8.0 5.0	8.0
Tank size	litres	- -	40 40	40	40 40	40
	gallon	- -	10.6 10.6	10.6	10.6 10.6	10.6
Weight	kg	34 34	59 59	70	116 116	121
	lbs	75 75	130 130	154	256 256	267
Noise level	dB(A)/1m	76 76	76 76	76	60 60	60
Dimensions (l x w x h)	mm	446 x 180 x 326	556 x 443 x 678 ⁵⁾	663 x 564 x 663	720 x 650 x 860	720 x 650 x 860
	inch	17.6 x 7.1 x 12.8	21.9 x 17.4 x 26.7 ⁵⁾	26.1 x 22.2 x 26.1	28.0 x 25.5 x 34.0	28.0 x 25.5 x 34.0

²⁾ Neutral required

³⁾ Estimated value. Min. pressure required to operate dryer: 4 bar.






⁴⁾ Available for operation at a maximum pressure of 10 bar / 145 psi upon request. Please note that operation at a higher pressure will influence the lifetime.

⁵⁾ 3-phase units are approx. 100 mm wider than 1-phase units

⁸⁾ Operation at 50 and 60 Hz possible

Technical modifications reserved

oil-less range – OFI202 series

Model		2xOFI202-40M		2xOFI202-40MQ6		2xOFI202-90B		2xOFI202-90BQ6		2xOFI202-150B	
											
Voltage	V	230	3x400 ²⁾	230		230	3x400 ²⁾	230		230	3x400 ²⁾
Frequency	Hz	50 ⁸⁾	50 ⁸⁾	50 ⁸⁾		50 ⁸⁾	50 ⁸⁾	50 ⁸⁾		50 ⁸⁾	50 ⁸⁾
Motor	HP	4.00	4.00	4.00		4.00	4.00	4.00		4.00	4.00
	kW	2.94	2.94	2.94		2.94	2.94	2.94		2.94	2.94
Displacement	l/min	580	580	-		580	580	-		580	580
	CFM	20.48	20.48	-		20.48	20.48	-		20.48	20.48
FAD @ 8 bar	l/min	260	260	208 ³⁾		260	260	208 ³⁾		260	260
	CFM	9.18	9.18	7.35 ³⁾		9.18	9.18	7.35 ³⁾		9.18	9.18
Max. pressure	bar	8 ⁴⁾	8 ⁴⁾	8 ⁴⁾		8 ⁴⁾	8 ⁴⁾	8 ⁴⁾		8 ⁴⁾	8 ⁴⁾
	psi	120 ⁴⁾	120 ⁴⁾	120 ⁴⁾		120 ⁴⁾	120 ⁴⁾	120 ⁴⁾		120 ⁴⁾	120 ⁴⁾
Max. current	A	16.0	10.0	16.0		16.0	10.0	16.0		16.0	10.0
Tank size	litres	40	40	40		90	90	90		150	150
	gallon	10.6	10.6	10.6		23.7	23.7	23.7		39.6	39.6
Weight	kg	162	162	179		115	115	132		129	129
	lbs	357	357	395		253	253	291		284	284
Noise level	dB(A)/1m	63	63	63		79	79	79		79	79
Dimensions (l x w x h)	mm	720 x 780 x 860		720 x 780 x 860		1000 x 530 x 850 ⁵⁾		1000 x 750 x 850		1272 x 530 x 871 ⁵⁾	
	inch	28.0 x 30.5 x 34.0		28.0 x 30.5 x 34.0		39.4 x 19.7 x 33.5 ⁵⁾		39.4 x 29.5 x 33.5		50.1 x 20.9 x 34.3 ⁵⁾	

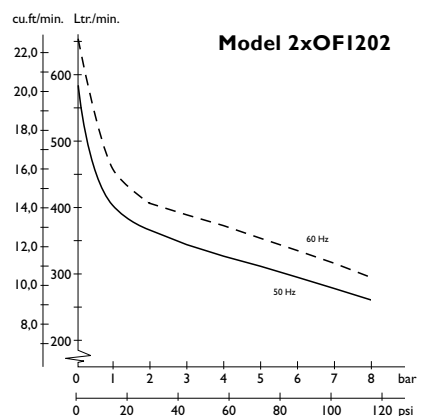
²⁾ Neutral required

³⁾ Estimated value. Min. pressure required to operate dryer: 4 bar.





⁴⁾ Available for operation at a maximum pressure of 10 bar / 145 psi upon request. Please note that operation at a higher pressure will influence the lifetime.

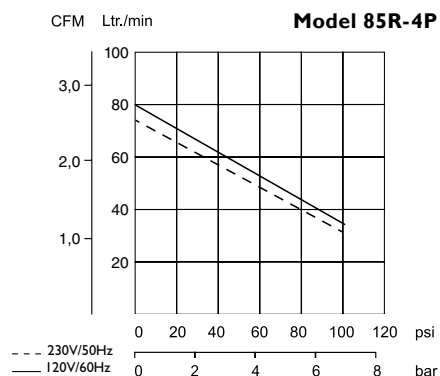
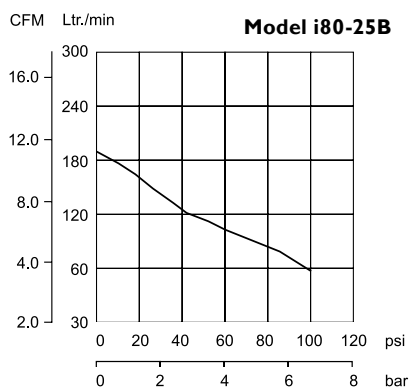
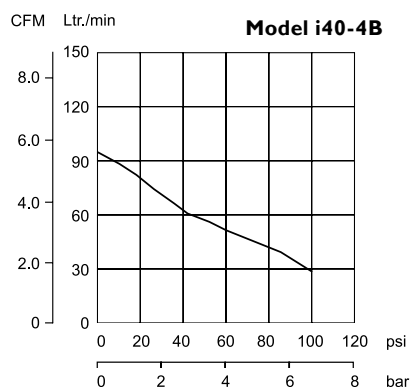
⁵⁾ 3-phase units are approx. 100 mm wider than 1-phase units

⁸⁾ Operation at 50 and 60 Hz possible



oil-less range – iSeries & 85R-4P

Model		i40-4B	i40-25B	i80-25B	85R-4P
					
Voltage	V	230	230	230	230
Frequency	Hz	50	50	50	50
Motor	HP	0.33	0.33	0.67	0.5
	kW	0.25	0.25	0.50	0.37
Displacement	l/min	90	90	180	74
	CFM	3.17	3.17	6.35	2.61
FAD @ 7 bar	l/min	28	28	56	28
	CFM	1	1	2	1
Max. pressure	bar	7	7	7	7
	psi	100	100	100	100
Max. current	A	2.4	2.4	4.8	2.5
Tank size	litres	4	25	25	4
	gallon	1.1	6.6	6.6	1.1
Weight	kg	16	24	33	29.5
	lbs	35	53	73	65
Noise level	dB(A)/1m	66	66	68	50
Dimensions (l x w x h)	mm	351 x 327 x 286	622 x 336 x 536	622 x 336 x 536	368 x 498 x 439
	inch	13.8 x 12.9 x 11.3	24.5 x 13.2 x 21.1	24.5 x 13.2 x 21.1	14.5 x 19.6 x 17.3



quiet air



Model 6-25



Model 3 motor



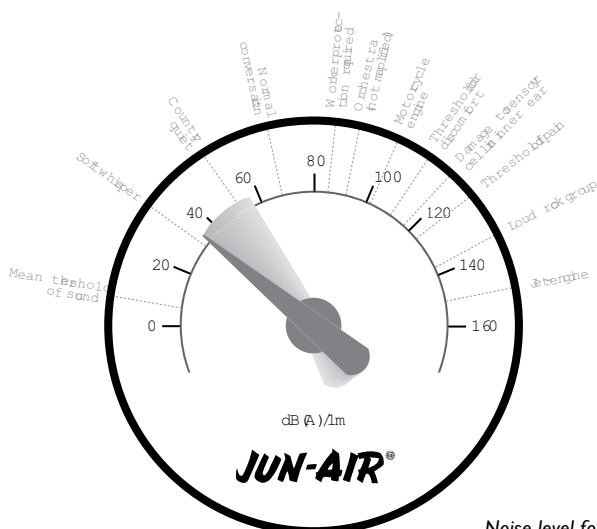
Model 18-40

When a reliable supply of quiet compressed air is required, JUN-AIR's oil-lubricated range of compressors is the perfect choice. The noise level is as low as 35 dB(A) - far below the level of normal conversation.

Our quiet, vibration-free and reliable compressors have a compact design and are easily mounted at the place of use.

The oil-lubricated piston compressor is supplied ready for use with a range of receiver sizes.

Furthermore, our compressors are available with various types of accessories, including trolleys and different filters for removal of oil and dirt particles as well as possible oil vapour and odors to improve the air quality.



Noise level for oil-lubricated compressors

motor features

Oil-lubricated range

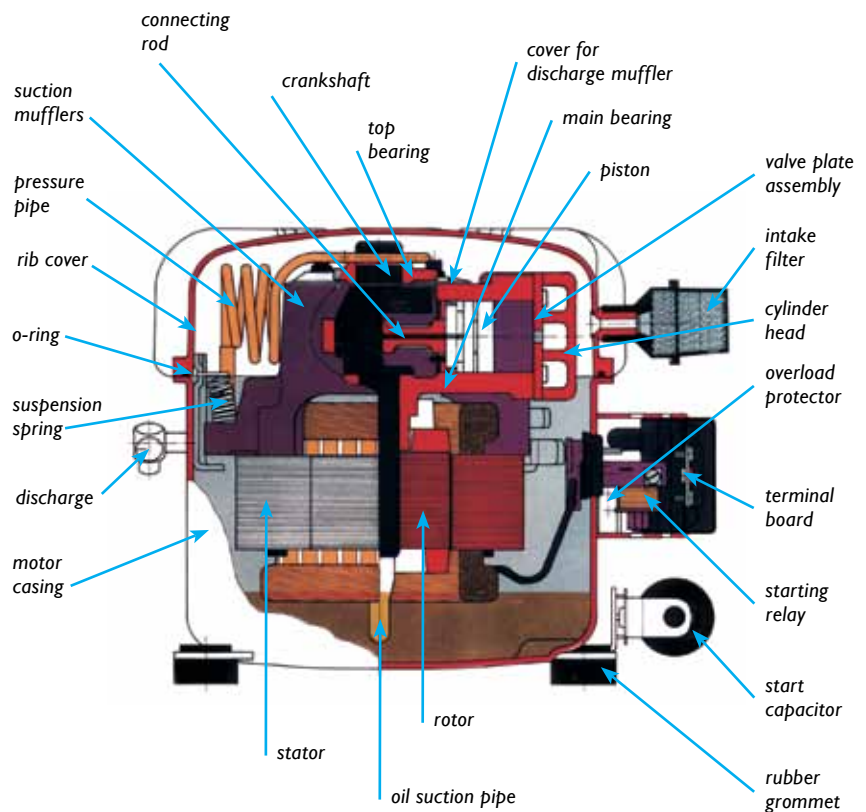
JUN-AIR oil-lubricated piston compressors are – contrary to traditional compressors – not supplied with piston rings. Instead, the tolerance between the piston and the cylinder has been reduced, minimizing the heat development and the energy loss.

The unique synthetic SJ-27F oil designed especially for JUN-AIR optimizes the lubrication of the oil-lubricated JUN-AIR compressors. Furthermore, the internal motor part is mounted in a closed motor house, reducing the noise level even further. Due to the design of the motor, the oil is also used for cooling the motor.







The motor is mounted on springs inside the motor housing, which means that hardly any vibrations are imparted to the surroundings. Two noise reduction chambers on the intake side and two noise reduction chambers on the pressure side ensure absorption of the noise. The compressor is also supplied with rubber feet, preventing vibrations from imparting to the mounting bolts and foundation. The noise level of the oil-lubricated compressor is as low as 35 dB(A) – below the noise level of a refrigerator. Oil-lubricated compressors may, therefore, be installed directly at the place of use.

The pressure of the oil-lubricated compressors is adjusted to 8 bar - max. pressure available is 16 bar.

The oil minimizes the wear and tear of the vital parts in the compressor, prolonging the lifetime and at the same time ensuring low maintenance costs.








oil-lubricated range

Model							
Voltage	V	230	230	230	230	230	230
Frequency	Hz	50 ⁸⁾	50 ⁸⁾	50 ⁸⁾	50 ⁸⁾	50 ⁸⁾	50 ⁸⁾
Motor	HP	0.18	0.18	0.46	0.46	0.46	0.46
	kW	0.13	0.13	0.34	0.34	0.34	0.34
Displacement	l/min	17	17	50	50	50	50
	CFM	0.60	0.60	1.77	1.77	1.77	1.77
FAD @ 8 bar	l/min	11	11	32	32	32	32
	CFM	0.39	0.39	1.13	1.13	1.13	1.13
Max. pressure	bar	8 ¹⁾	8 ¹⁾	8 ¹⁾	8 ¹⁾	8 ¹⁾	8 ¹⁾
	psi	120 ¹⁾	120 ¹⁾	120 ¹⁾	120 ¹⁾	120 ¹⁾	120 ¹⁾
Max. current	A	0.9	0.9	2.9	2.9	2.9	2.9
Tank size	litres	-	4	-	4	15	25
	gallon	-	1.1	-	1.1	4.0	6.6
Weight	kg	9	18	14	23	26	29
	lbs	20	40	31	51	57	64
Noise level	dB(A)/1m	35	35	45	45	45	45
Dimensions (l x w x h)	mm	290 x 190 x 210	384 x 333 x 342	280 x 190 x 240	384 x 333 x 342	378 x 378 x 485	378 x 378 x 555
	inch	11.4 x 7.5 x 8.3	15.1 x 13.1 x 13.5	11.0 x 7.5 x 9.4	15.1 x 13.1 x 13.5	14.9 x 14.9 x 19.1	14.9 x 14.9 x 21.9

¹⁾ Higher pressure available upon request

⁸⁾ Operation at 50 and 60 Hz possible

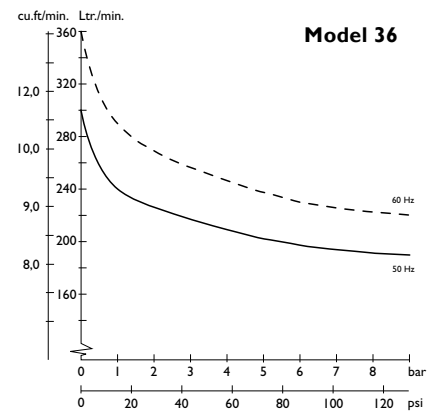
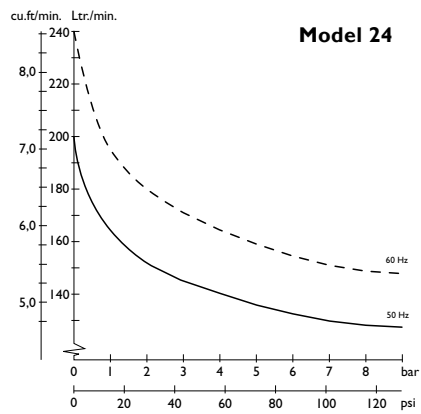
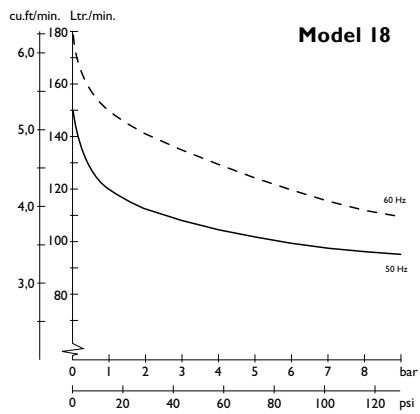
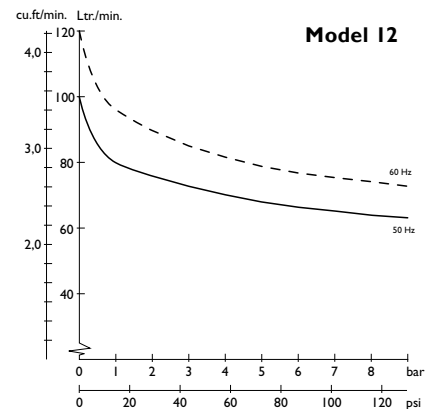
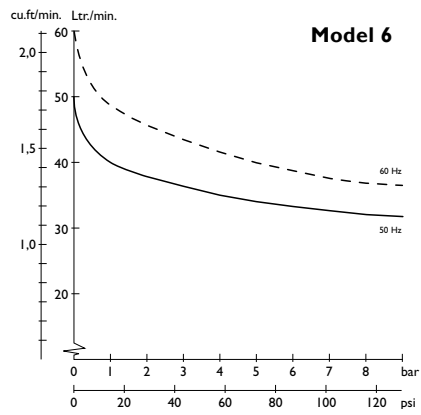
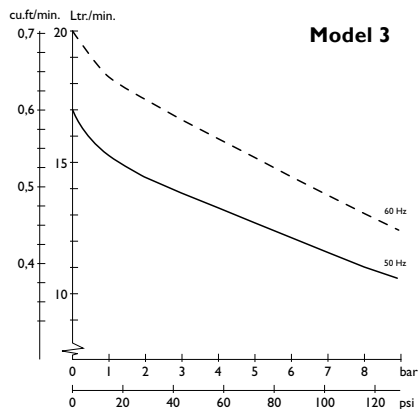
Model							
Voltage	V	230	230	230	230	3x400 ²⁾	3x400 ²⁾
Frequency	Hz	50 ⁸⁾	50 ⁸⁾	50 ⁸⁾	50 ⁸⁾	50 ⁸⁾	50 ⁸⁾
Motor	HP	0.92	0.92	1.38	1.84	1.84	2.76
	kW	0.68	0.68	1.01	1.35	1.35	2.03
Displacement	l/min	100	100	150	200	200	300
	CFM	3.53	3.53	5.30	7.06	7.06	10.59
FAD @ 8 bar	l/min	64	64	96	128	128	192
	CFM	2.26	2.26	3.39	4.52	4.52	6.78
Max. pressure	bar	8 ¹⁾	8 ¹⁾	8 ¹⁾	8 ¹⁾	8 ¹⁾	8 ¹⁾
	psi	120 ¹⁾	120 ¹⁾	120 ¹⁾	120 ¹⁾	120 ¹⁾	120 ¹⁾
Max. current	A	5.8	5.8	8.7	11.6	5.8	8.7
Tank size	litres	25	40	40	40	40	150
	gallon	6.6	10.6	10.6	10.6	10.6	39.6
Weight	kg	45	48	62	84	84	164
	lbs	99	106	137	185	185	362
Noise level	dB(A)/1m	48	48	50	56	56	58
Dimensions (l x w x h)	mm	425 x 400 x 595	556 x 446 x 581	556 x 446 x 557	556 x 446 x 623		1287 x 454 x 775
	inch	16.7 x 15.7 x 23.4	21.9 x 17.6 x 22.9	21.9 x 17.6 x 21.9	21.9 x 17.6 x 24.5		50.7 x 17.9 x 30.5

¹⁾ Higher pressure available upon request

²⁾ Neutral required

⁸⁾ Operation at 50 and 60 Hz possible

Technical modifications reserved



accessories and service kits



As the number of applications continues to grow, the need for higher quality air and more automated functionality increases.

JUN-AIR has introduced a wide variety of accessories for our compressors to comply with the requirements of the user, resulting in increased satisfaction and efficiency.

The wide range of filters - separately or combined with air dryers - ensures the compressed air quality needed for the actual requirement.

To simplify service, both filters and receivers may be supplied with an automatic drain and drain bottle for drainage and collection of condensate. This ensures efficient removal of contamination and is another example of JUN-AIR's concern for the environment.

Maintenance is also an important factor to extend JUN-AIR compressors lifetime and this is why we have created a wide range of preventative maintenance kits designed for self-service maintenance.

Kits are available as basic and comprehensive versions and contain genuine parts specifically designed to guarantee top performance.



Filters mounted on a compressor



Automatic drain



Drain bottle for condensate



Service kit

contact **JUN-AIR** or an authorized distributor
regarding accessories and service kits

custom-built compressors



The chameleon has evolved a method of adapting to its surroundings, and JUN-AIR has also adapted our products to the changing demands of OEM customers.

JUN-AIR manufactures complete custom design solutions worldwide to suit a wide range of applications, whatever shape or size, it is designed for the individual customer.

More and more customers have individual requirements for their compressed air solutions,

including low noise and vibration levels, which are essential for built-in compressors. JUN-AIR's association with major customers in OEM projects lasts from the initial contact, to the design and final installation of the compressor solution.

After more than half a century as a manufacturer of compressors, JUN-AIR has a depth of experience and knowledge in many applications. Our product range for customized solutions has been developed, using the latest advances in compressor

technology and, therefore, enhances the performance of customer products worldwide.



Customized model 3-4



Customized model OF302-4S



Compressors used for beverage dispensing



Model OF302-8.5B wall mounted

JUN-AIR supplies clean and quiet
air – a complete compressed air
solution.



Customized model OF302-8.5B

development of
OEM compressors

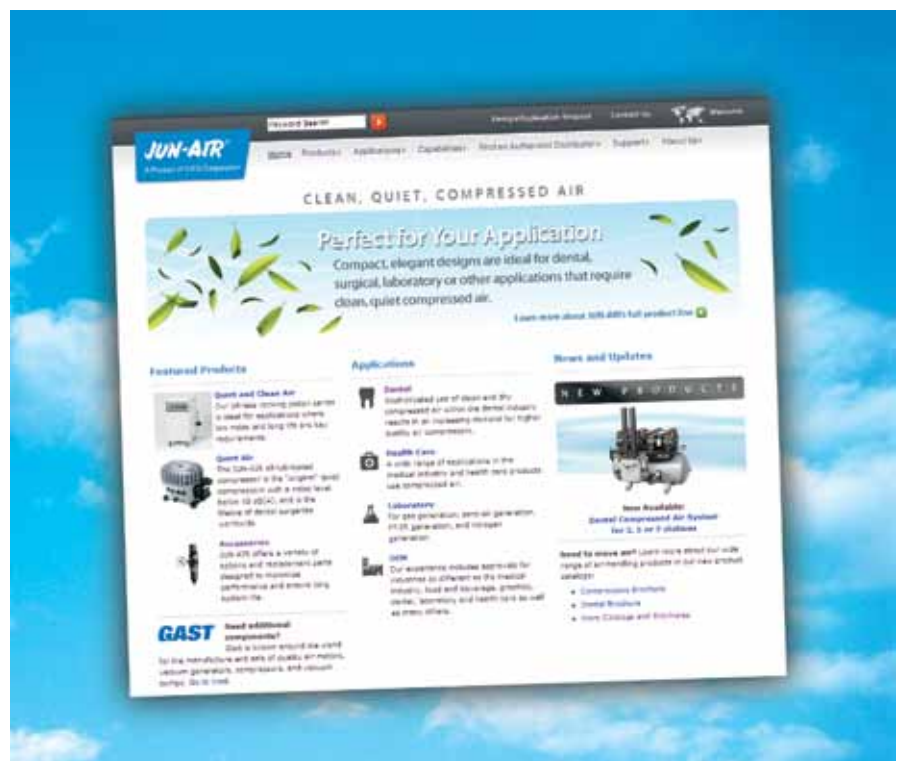
global advantages



JUN-AIR products are sold in more than 70 countries. Our network of JUN-AIR distributors and service partners ensures the availability of compressors, spare parts and service support for customers worldwide.

JUN-AIR also has worldwide approvals for compressors and pressure receivers to ensure proper and legal use of the products globally. This is an advantage for the customers integrating a JUN-AIR solution in their equipment for worldwide use.

All products are covered by a two-year warranty (and a five-year warranty on the air receivers). All are CE-marked and most approved by UL, CSA, and GOST. In addition, ASME and CE approval is included for most of the air receivers.



For further information and guidance on specific applications as well as technical details on all products, please refer to: www.jun-air.com

Gast Manufacturing, Inc.

Post Office Box 97
2300 M-139 Highway
Benton Harbor, Michigan 49023-0097
USA
Phone: (+1) 269-926-6171
Fax: (+1) 269-925-8288
E-mail: technical.junair@idexcorp.com

Gast Group Ltd.

Unit 11, The I O Centre
Nash Road
Redditch, B98 7AS
United Kingdom
Phone: +44 (0)1527-504040
Fax: +44 (0)1527-525262
E-mail: gastgroup.uk@idexcorp.com

www.jun-air.com

JUN-AIR®